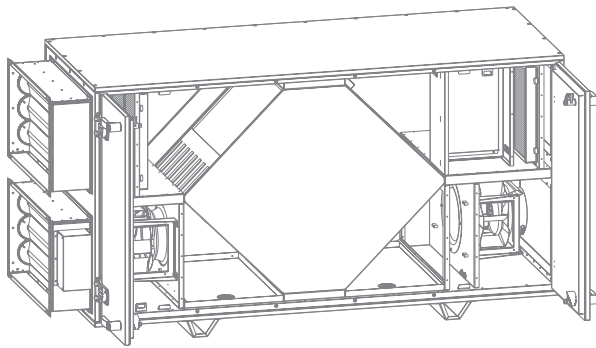


## HEAT RECOVERY VENTILATION UNIT CFH



The brand new premium line of commercial heat recovery air handling units for floor mounting with high-efficient counter-flow heat exchanger. Available in 8 standard sizes based on the air flow capacity of 470, 705, 880, 1400, 2000, 3000, 3500, 5300 CFM. Optionally accomplished with electric heater or water heater and ready for operation with all necessary control elements.

### Main features:

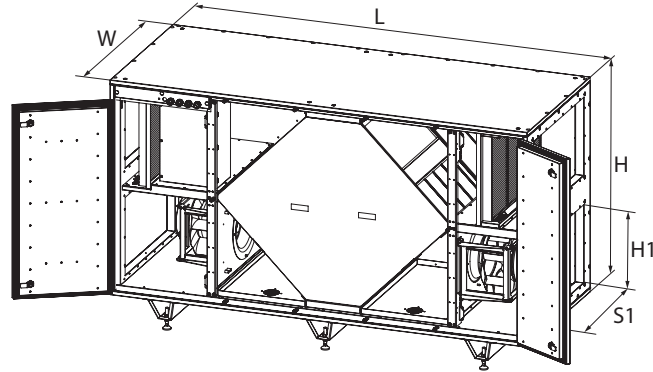
- High-efficient EC fans, backward-curved, external rotor. Low power consumption at any speed, low noise level and stable operation in any climate conditions.
- Integrated plug-and-play controls on the basis of the Carel controller. Easy connecting via web-interface using the Ethernet-Modbus and BACnet.
- High-efficient counter-flow heat exchanger is made of profiled plastic plates and impregnated with elastic heat-resistant sealant.
- The stainless steel drain pan is located on the inlet and outlet sides. Casing: double skin; frameless; 40 mm mineral wool 90 kg/m<sup>3</sup> for CFH 800-6000 and with frame 50 mm for CFH 9000. Outer skin: zinc-aluminum. The units have C4 corrosion resistance class in compliance with ISO 12944. Each model is available in left- and right-handed modifications. The units have service access on both sides and on the bottom.
- Washable MERV13, MERV8 (optional) panel filters in exhaust and supply air streams.
- Integrated control panels:
  - A30 th-Tune: standard control panel with handy interface ensures basic setup of parameters.
  - A32 pGDe: control panel with expanded functionality ensures complete setup of parameters.
- Integrated bypass of the heat exchanger with automatic damper and Belimo actuator ensures active freeze protection. Free heating and cooling functions are also available. Built-in automatic external air dampers with Belimo actuators.
- ECO-Design'18 compliant.

### Technical parameters

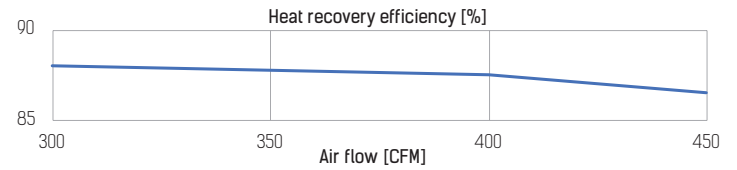
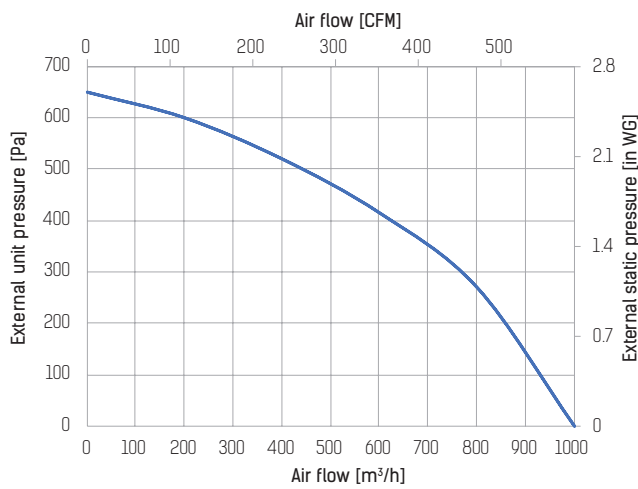
Model	CFH 800	CFH 1200	CFH 1500	CFH 2500	CFH 3500	CFH 5000	CFH 6000	CFH 9000	
Nominal air flow [CFM]	470	705	883	1471	2060	2943	3531	5298	
EC fans	phase/voltage [50-60 Hz/VAC]	1~200/240					3~380/480		
	power/current [kW/A]	2x0.27/2.5	2x0.61/5.3	2x0.61/5.3	2x0.835/7.6	2x1.15/3.6	2x1.33/4.25	2x2.65/8.5	2x2.65/8.5
	fan speed [min <sup>-1</sup> ]	2800	3000	3000	3000	2400	1350	1700	1700
	perm. amb. temp. [°F]	-31...+122							
	motor protection	IP54							
	insulation class	F							
Filter class exhaust/supply standard (optional)	MERV13 (MERV8)/MERV13 (MERV8)								
Weight (net, without packaging) [lb]	511	511	650	650	926	1385	1385	3086	
Lpa (to environment), 3 m [dBA]	35	36	35	37	42	56	42	48	

Overall dimensions [in]

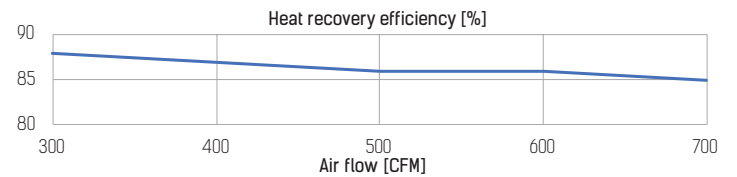
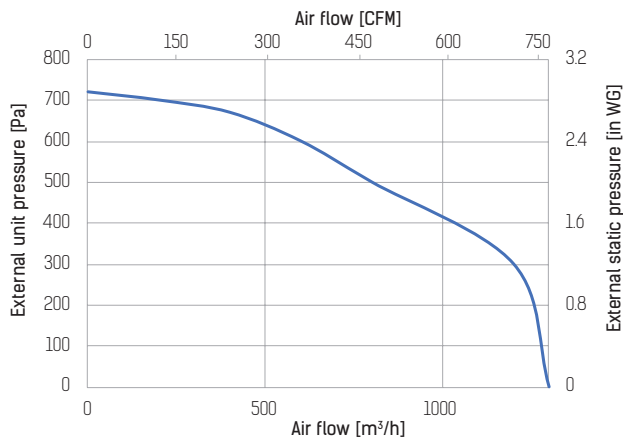
	CFH 800	CFH 1200	CFH 1500	CFH 2500	CFH 3500	CFH 5000	CFH 6000	CFH 9000
L	61.02	61.02	74.02	74.02	86.61	90.55	90.55	117.72
W	32.28	32.28	29.53	29.53	35.04	54.72	54.72	90.94
H	31.50	31.50	37.80	37.80	50.79	55.91	55.91	67.32
H1	Ø 12.40	Ø 12.40	13.78	13.78	15.75	19.69	19.69	23.62
S1	-	-	23.62	23.62	27.56	39.37	39.37	47.24



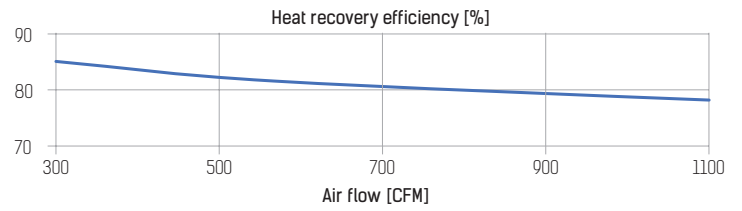
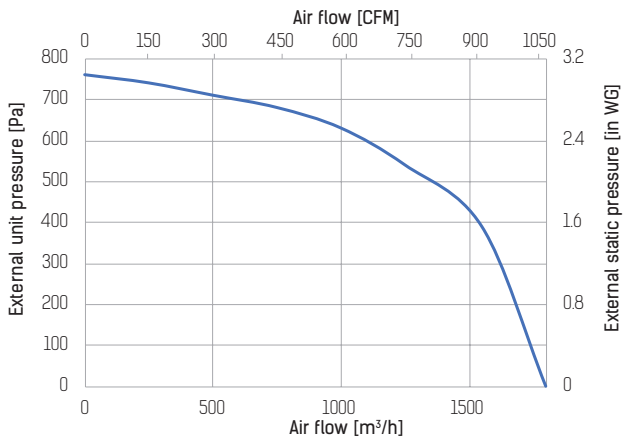
CFH 800



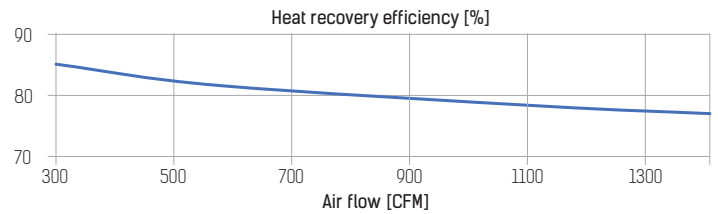
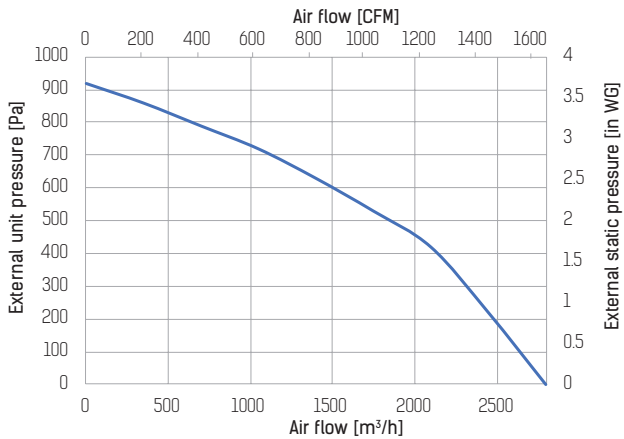
CFH 1200



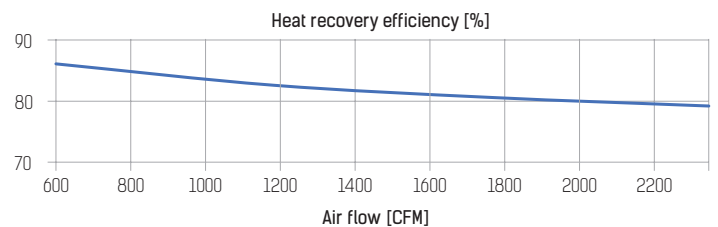
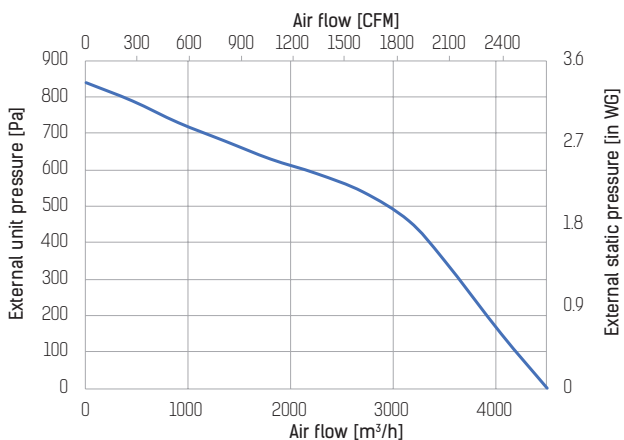
## CFH 1500



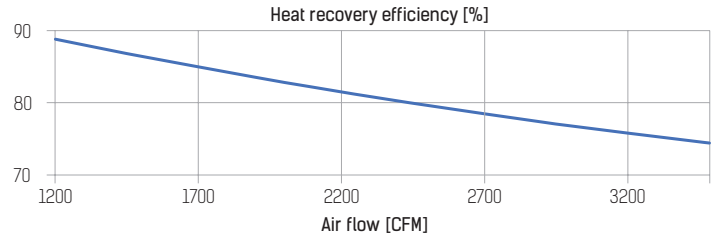
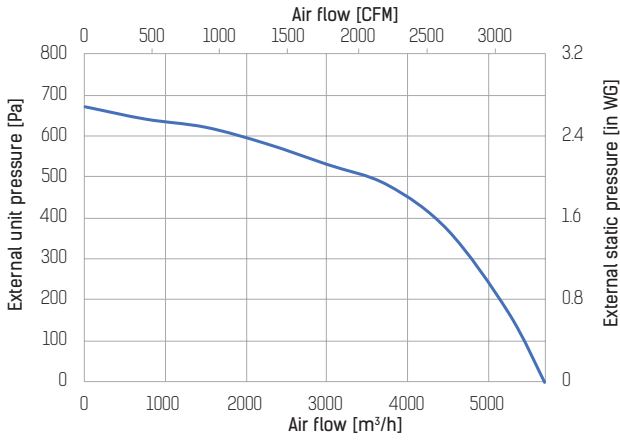
## CFH 2500



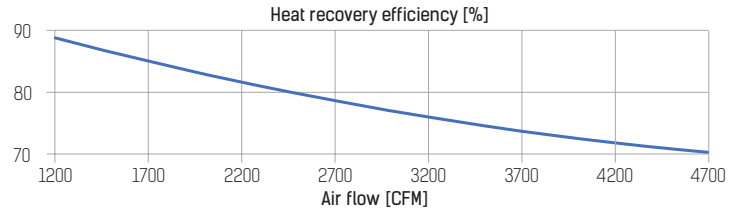
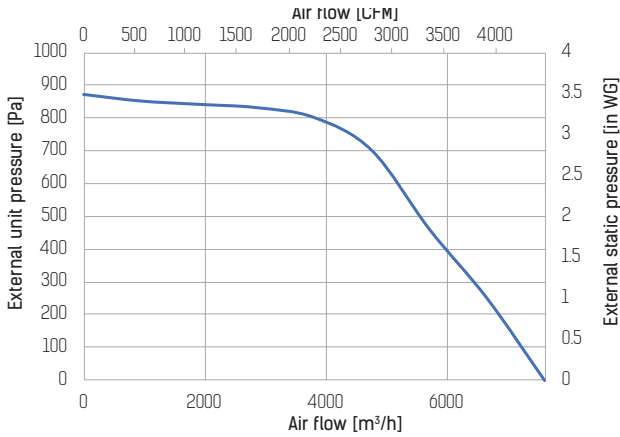
## CFH 3500



## CFH 5000



## CFH 6000



## CFH 9000

