

AM...VRF series
INSTALLATION GUIDE



APPLICATION

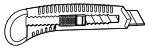
- For supply and exhaust ventilation, air conditioning and air heating.
- Mounting in drop ceiling, dry walls and more.

DESIGN

- Made of polymer-coated steel.
- Special aerodynamic disk valve design ensures uniform air distribution.
- Equipped with a mounting flange for easy connection to round 4-8 inch air ducts.
- Mounting flange is fixed to false ceiling with screws.
- The internal part has a sealing ring for more tight fit.

INSTALLATION

TOOLS



Knife



Screwdriver

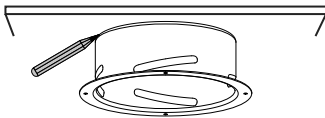


Pencil

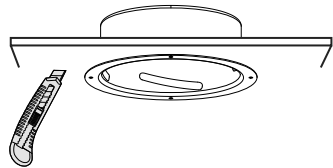


Screws 4 pc for 3/16" openings

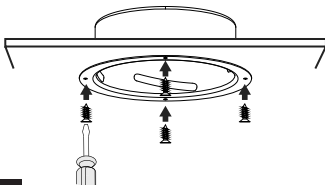
A) TRACE THE HOLE



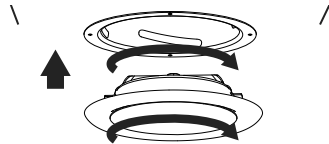
B) CUT THE HOLE AND INSERTING THE COLLAR



C) ATTACH THE COLLAR TO A DROP CEILING WITH SCREWS



D) ATTACH THE AIR DIFFUSER TO THE COLLAR



Rotate diffuser central part clockwise to reduce airflow or counterclockwise to enhance.

