

## BRIG HRV 120, 170

HEAT RECOVERY VENTILATOR



### CASING

- Steel casing is covered with high-quality multilayer aluminium and zinc alloy to prevent corrosion. The casing is equipped with a switch to turn the ventilator off when the service panel is opened.

### FILTER

- Washable MERV 6 air filters in exhaust and supply air streams.
- Optional supply: anti grease filter.

### HEAT RECOVERY CORE

- Specially designed polymer plate core ensures excellent heat recovery efficiency. Whenever heat recovery is not required, the heat recovery block can be easily replaced by a "summer" block. The ventilator is also equipped with a drain pan for condensate drainage.

### DEFROST SYSTEM

- To protect the heat recovery core, the freezing electronic protection system is applied. It switches the supply fan off as the temperature sensor requires. Warm extract air defrosts the heat recovery core, then the supply fan switches on and the ventilator continues operating under rated conditions.

### MOTORS

- German made high-efficient motor combined with backward inclined impeller delivers exceptionally powerful airflow and high static pressure. Built-in thermal overheating protection with automatic restart makes the motor operation secure and reliable. Permanently lubricated ball bearings inside the motor provide long (40000 hours) trouble- and maintenance-free operation.

### DESCRIPTION

A Heat Recovery Ventilator is a complete whole house ventilation system designed to bring a continuous supply of fresh air into the house while exhausting an equal amount of stale air.

### FEATURES

- Efficient recovery ventilation
- Cross flow core with SRE 81%
- Silent operation
- Replaceable filters
- Simple installation and maintenance
- Compact size
- Defrost system

### FANS


- The ventilator is equipped with supply and exhaust centrifugal fans with backward inclined blades and built-in thermal overheating protection with automatic restart. The electric motors and the impellers are dynamically balanced in two planes.

### CONTROL

- The ventilator is equipped with 3-step switch on it's side panel to choose STANDBY, LOW or MEDIUM mode for continuous operation.
- The unit can be equipped with wide range of additional controls to switch boost on demand.

### MOUNTING

- The unit can be mounted in most positions and in most spaces. Please refer to installation manual for instructions and details.

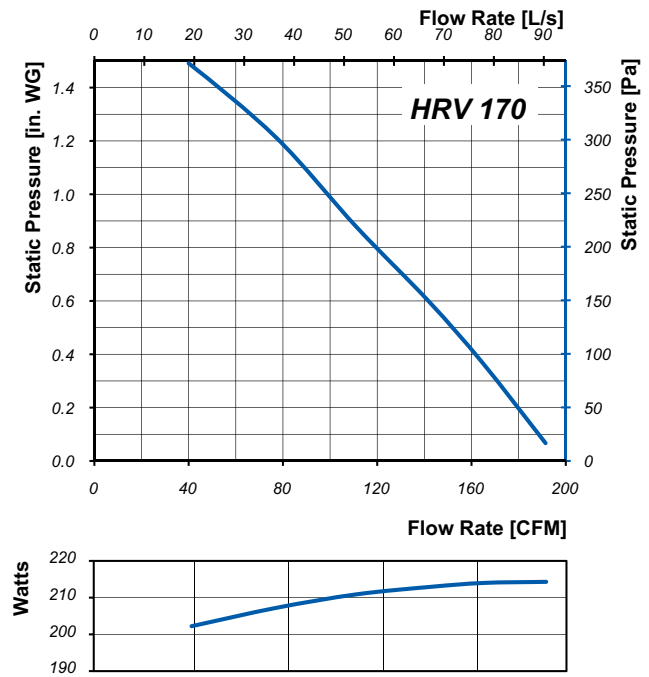
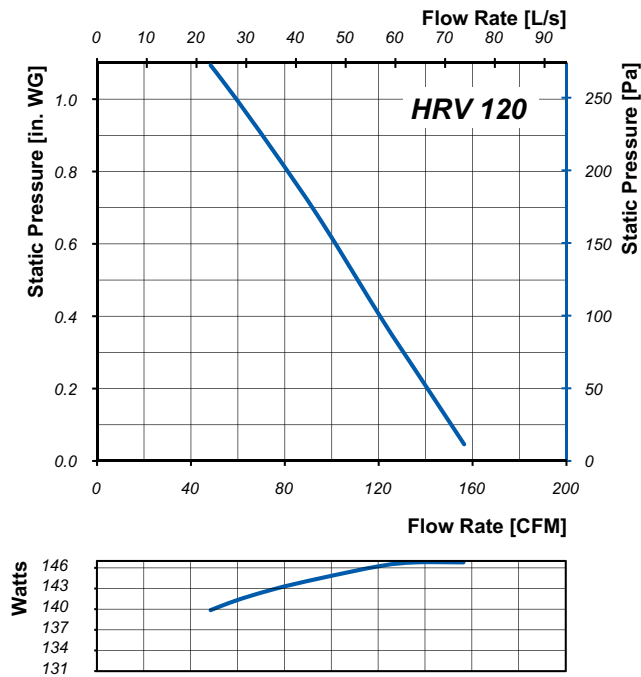
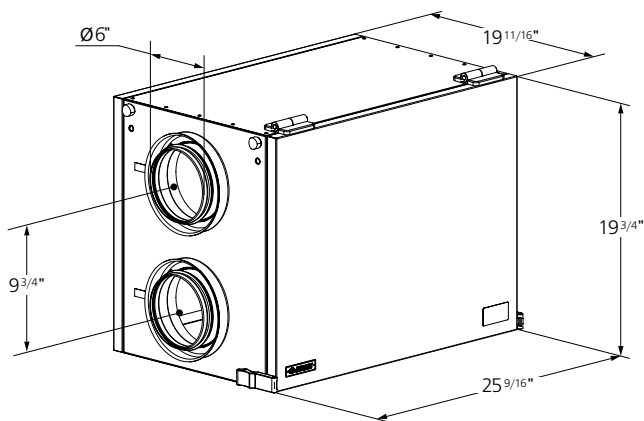


**PERFORMANCE**

Model	Volts	Max. Watts	Max. Amps	RPM	Airflow CFM (L/s)												Duct Dia.
					0,1" (25Pa)	0,2" (50Pa)	0,3" (75Pa)	0,4" (100Pa)	0,5" (125Pa)	0,6" (150Pa)	0,7" (175Pa)	0,8" (200Pa)	0,9" (225Pa)	1,0" (250Pa)	1,2" (300Pa)	1,4" (350Pa)	
HRV 120	120V, 60Hz	147	1.25	2590	151 (71)	141 (67)	130 (61)	121 (57)	111 (52)	102 (48)	92 (43)	81 (38)	70 (33)	59 (28)	-	-	6"
HRV 170	120V, 60Hz	214	1.85	3040	188 (89)	180 (85)	171 (81)	162 (77)	152 (72)	142 (67)	131 (62)	119 (56)	109 (51)	99 (47)	79 (37)	53 (25)	6"

Model	Sensible efficiency(%) at			
	56 cfm	80 cfm	141 cfm	120 cfm
HRV 120	81	77	65	69

Model	Sensible efficiency(%) at			
	62 cfm	89 cfm	180 cfm	133 cfm
HRV 170	81	77	64	71


**DIMENSIONS**

**ACCESSORIES**
