



DESCRIPTION

The DVUE 300 HB EC floor-mounted air handling units are intended for single-room ventilation of schools, offices and other public and commercial spaces.

These air handling units do not require a duct system and provide a simple yet efficient ventilation solution for newly built and renovated spaces.

Efficient supply and exhaust single-room ventilation with up to 188 CFM.

DESIGN

✓ Air dampers

Supply and exhaust dampers are closed automatically while the unit is off to prevent drafts.

✓ Air filtration

Supply air purification is provided by a MERV8 and a MERV14 panel filters (PM2.5 > 75 %). To meet more stringent air quality requirements, the unit can be upgraded with a MERV14 carbon filter and a HEPA filter (PM2.5 > 95 %) (purchased separately).

Exhaust air is purified by a MERV8 panel filter.

MOTOR

The units feature high-performance electronically commutated (EC) external rotor motors with forward curved blades. These state-of-the-art units offer excellent energy efficiency. In addition to that, EC motors combine high performance and optimum control over the entire speed range. EC motors have an excellent power efficiency (up to 90 %).

KEY FEATURES

- ✓ Efficient supply and exhaust ventilation of individual spaces.
- ✓ Modification with an enthalpy heat exchanger available.
- ✓ Low-energy EC fans.
- ✓ Low noise operation (1.6 Sones).
- ✓ Supply air purification by means of two built-in MERV8 and MERV14 filters with the option of carbon or HEPA filters.
- ✓ Simple installation.
- ✓ Contemporary design.


BYPASS

The units are equipped with a summer bypass function.

HEAT EXCHANGER

The DVUE units are equipped with a counter-flow enthalpy heat exchanger. In the cold season the exhaust air heat and moisture are transferred to the supply air stream through the enthalpy heat exchanger. Heat recovery minimizes heat losses from ventilation.

In warm weather, the unit can either be used in its summer bypass mode (fresh intake air is directly supplied to the room, bypassing the heat exchanger and not coming in contact with warm exhaust air) or, if air conditioning is being used, the exhaust air will cool the heat exchanger and bring fresh air at the same temperature as the air-conditioned air that is being extracted.



CONTROL UNIT AND OPERATION

✓ Freeze protection

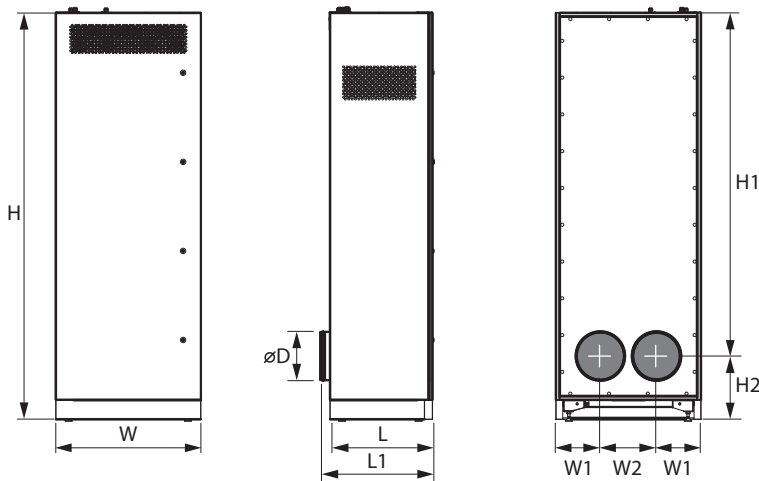
In units without an electric preheater the supply fan is shut down automatically, using the feedback from the exhaust air temperature sensor, to let the warm exhaust air thaw the heat exchanger. Then the supply fan turns on and the unit reverts to normal operation.

✓ Control

The units may have a built-in or remote control panel. There are three types of control panels available: A14, A17, A18.

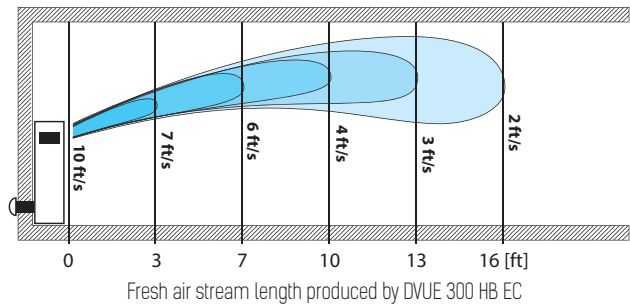
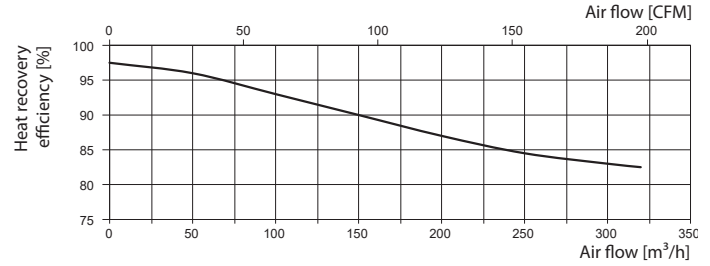
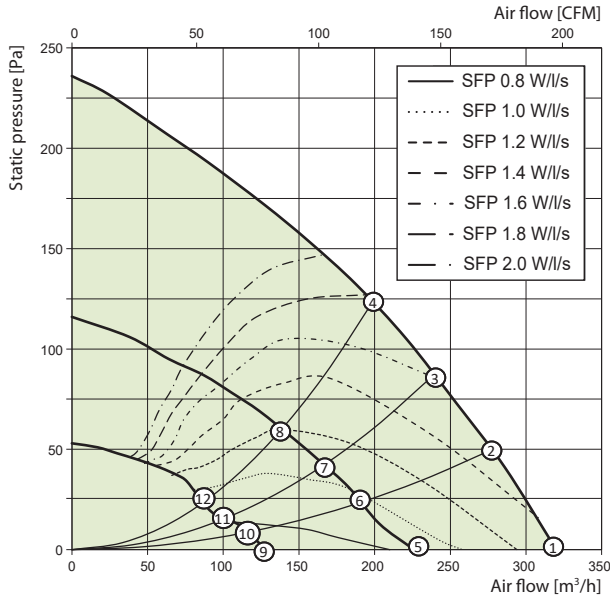
DIMENSIONS

Model	W	W1	W2	L	L1	H	H1	H2	D
DVUE 300 HB EC	24 ^{7/16}	9 ^{1/16}	7 ^{11/16}	18 ^{1/2}	20 ^{1/2}	69 ^{11/16}	58 ^{1/8}	11 ^{9/16}	7 ^{7/8}



PERFORMANCE

Model	DVUE 300 HB EC	
Voltage [V / 50 (60) Hz]	1~120	
Maximum power consumption without an electric heater [W]	123	
Maximum current consumption [A]	1.8	
Maximum air flow [CFM (l/s)]	188 (89)	
RPM [min ⁻¹]	2150	
Sound pressure level at 10 ft [Sones]	1.6	
Transported air temperature [°F]	-13...+122	
Casing material	painted steel	
Insulation	1 9/16" mineral wool	
Filter:	exhaust	MERV8
	supply	MERV8 and MERV14 (Option: MERV14 Carbon; HEPA Filter)
Connected air duct diameter [in]	7 7/8	
Weight [lb]	300±3 %	
Heat recovery efficiency [%]	from 76 to 90	
Heat exchanger type	counter-flow	
Heat exchanger material	enthalpy	
SEC class	A	

DVUE 300 HB/HBE


MODEL	QUANTITY	COMMENTS	PROJECT
			location:
			architect:
			engineer:
			contractor:
			submitted by:

Tel: 888-640-0925
Fax: 513-268-4597

Sales@ventsus.com
VentsUS.com
400 Murray Rd,
Cincinnati, OH 45217