

DESCRIPTION

VENTS' HRV 150 R are the complete whole house ventilation system designed to bring a continuous supply of fresh air into the house while exhausting an equal amount of stale air.

Five year warranty.

CASING


- Steel casing is covered with high-quality multilayer aluminium and zinc alloy to prevent corrosion.
- The casing is equipped with a switch to turn the ventilator off when the service panel is opened.

AIR FILTRATION

- Washable MERV 6 air filters in exhaust and supply air streams.
- Optional supply: anti grease aluminum filter.

HEAT RECOVERY CORE

Polystyrene cross-flow core ensures efficient heat recovery.



FANS

The unit is equipped with supply and exhaust centrifugal fans with forward curved blades and build-in thermal overheating protection with automatic restart. The electric motors and impellers are dynamically balanced.

DEFROST SYSTEM

Recirculation or only exhaust defrost modes are available.

CONSTANT FLOW

Frigate HRV 150 R CF has an automatic constant air flow control function to keep the air flow in supply and exhaust air ducts constant even in case of variable air resistance.

This function is provided with the integrated air flow control units. The electronic sensors convert the actual air flow to the analogue signal that is proportional to the air flow in the air duct. These signals are transmitted to the controller that controls the rotation speed of a respective fan in such a way that the actual rotations speed is equal to the set value.

MANUAL BALANCING

Manual balancing is a standard balancing system. Fan speed manually adjusted by operating on units controller (Built-in control panel with independent fan speed adjustment 0%-100%).

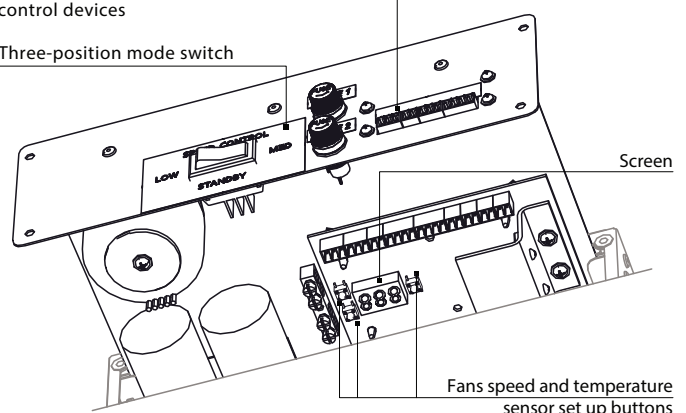
CONTROL BOARD

The unit incorporates an integrated control system with following functions:

- Operation mode switch.
- Airflow balancing enabled by supply and exhaust fan independent speed adjustment from 0 to 100% (percentage is displayed on built in screen).
- Automatic recovery core frost protection.
- External control device connection (up to 5 at the same time).

Terminals to connect external control devices

Three-position mode switch



SUITABLE FOR:

Bathroom / kitchen / apartments / cottages / small offices.

Tel: 888-640-0925
513-348-3853
Fax: 513-268-4597

Sales@ventsus.com
VentsUS.com
11013 Kenwood Road,
Cincinnati, Ohio 45242





Frigate HRV 150R

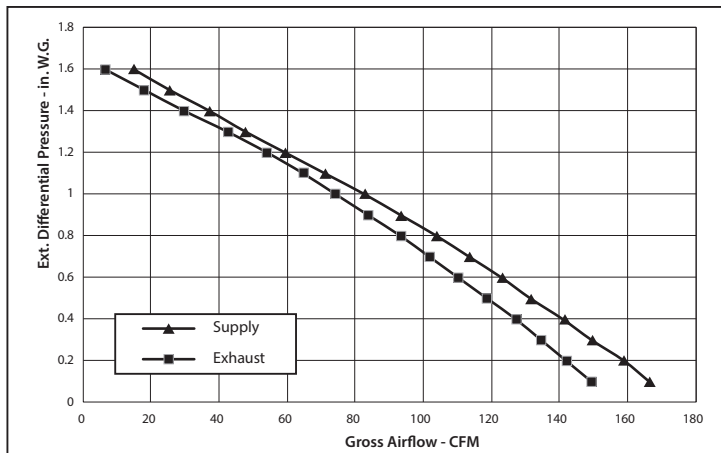
PRODUCT SPECIFICATIONS

TECHNICAL DATA

HEAT RECOVERY VENTILATION

PERFORMANCE

EXTERNAL STATIC PRESSURE		NET SUPPLY AIR FLOW		GROSS AIR FLOW				POWER
				SUPPLY		EXHAUST		
Pa	in. W.G.	L/s	CFM	L/s	CFM	L/s	CFM	Watts
25	0.1	76	161	79	166	71	149	192
50	0.2	73	154	75	159	67	142	192
75	0.3	68	145	71	149	64	135	191
100	0.4	65	137	67	141	60	127	191
125	0.5	60	127	62	131	56	119	191
150	0.6	56	119	58	123	52	110	190
175	0.7	52	110	54	113	48	102	189
200	0.8	48	101	49	104	44	93	188
225	0.9	38	81	44	93	40	84	187
250	1	34	72	39	83	35	74	186
275	1.1	29	62	34	71	31	65	185
300	1.2	25	52	28	59	26	54	183
325	1.3	19	41	23	48	20	42	181
350	1.4	13	29	18	37	14	30	179
375	1.5	8	17	12	25	9	18	177
400	1.6	3	6	7	15	3	6	176



MODEL	Volts	Max. Watts	Max. Amps
HRV 150 R	120V, 60Hz	192	1.6

SOUND
2.1 Sones (30 L/s @ 0.2 in. W.G.)

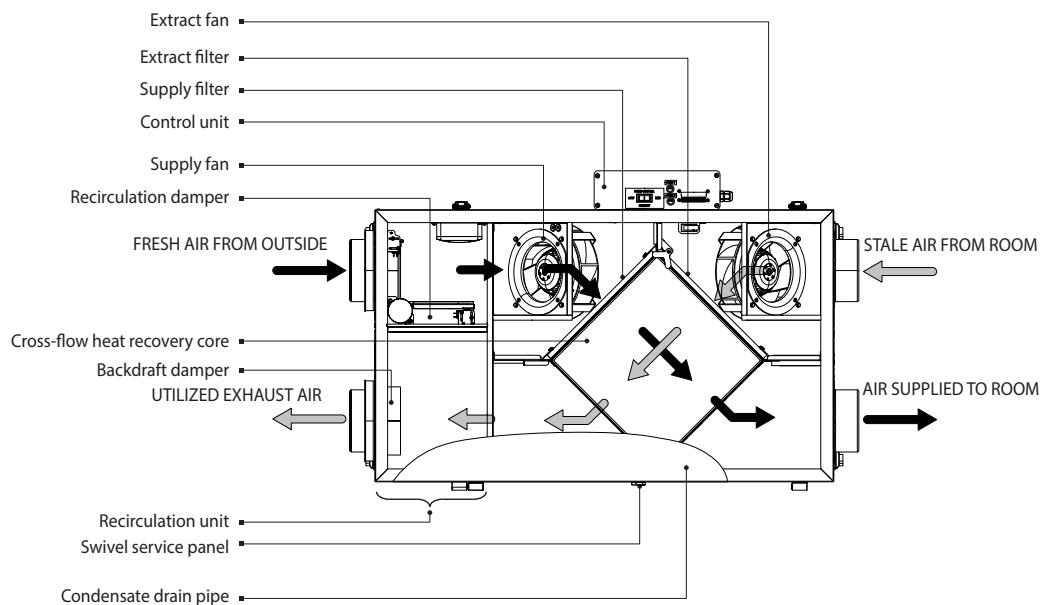
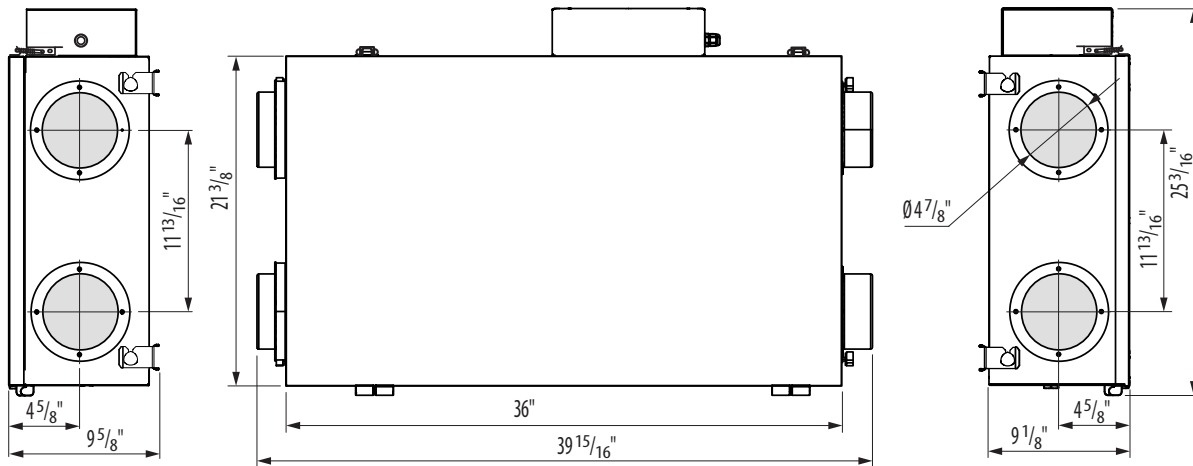
MODE	SUPPLY TEMPERATURE		NET AIR FLOW		AVERAGE POWER	SENSIBLE RECOVERY EFFICIENCY	APPARENT SENSIBLE EFFECTIVENESS	NET MOISTURE TRANSFER
	°C	°F	L/s	CFM	(Watts)	SRE (%)	ASEF (%)	
HEATING	0	32	31	65	97	64	79	0.05
	0	32	44	94	124	62	76	0.05
	0	32	49	104	134	60	74	0.05
** Total Recovery Efficiency								
COOLING	35	95	30	64	97	31.1 **	64	0.04

** Indicates total recovery efficiency, not sensible recovery efficiency

Tel: 888-640-0925 Sales@ventsus.com
 513-348-3853 VentsUS.com
 Fax: 513-268-4597 11013 Kenwood Road,
 Cincinnati, Ohio 45242



DIMENSIONS



MODEL	QUANTITY	COMMENTS	PROJECT
			location:
			architect:
			engineer:
			contractor:
			submitted by:

Tel: 888-640-0925 Sales@ventsus.com
 513-348-3853 VentsUS.com
 Fax: 513-268-4597 11013 Kenwood Road,
 Cincinnati, Ohio 45242

