
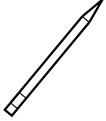


## VENTILATION GRILLES MV 102, MV 122, MV 152



### INSTALLATION

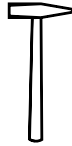
#### TOOLS REQUIRED



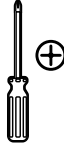
Pencil



Drill



Hammer



Screwdriver

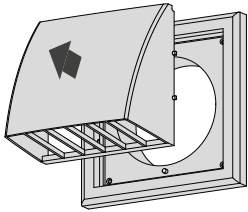


Dowel 4 pcs

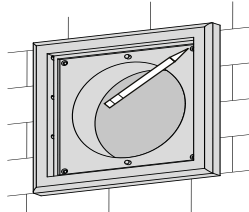


Screws 4 pcs

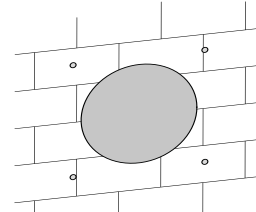
1 DISASSEMBLE THE HOOD



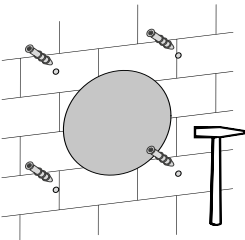
2 MARK FASTENING HOLES USING THE FRAME



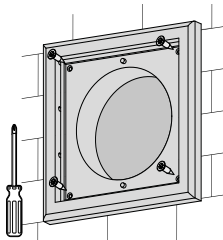
3 DRILL HOLES ON THE MOUNTING SURFACE ACCORDING TO THE MARKING



4 INSERT THE DOWELS IN THE HOLES USING THE HAMMER



5 FIX THE FRAME ON THE MOUNTING SURFACE WITH SCREWS



6 FIX THE HOOD ON THE FRAME USING THE LATCHES

