

R-1/010

Speed controller



APPLICATIONS

- Applied for smooth speed control of EC motors with the control input 0-10 V.

DESIGN AND CONTROL

- The controller casing is made of plastic. Switching ON/OFF is effected by means of control knob rotation. The control range starts from the minimum possible value and includes the maximum possible values.



MOUNTING

- The controller is designed for indoor mounting into special surface mounting (MKN-3) or flush mounting (MKV-4) junction box (under separate order) or into standard round electric junction boxes.

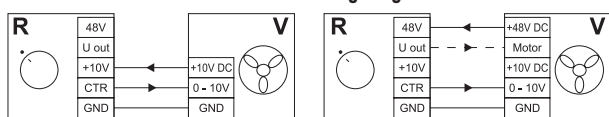
TECHNICAL DATA

Parameters	R-1/010
Voltage [V]	10-48VDC
Control signal [V]	0-10
Maximum current [mA]	5mA
Overall dimensions LxWxH [in]	2 1/2
Maximum ambient temperature [°F]	95
Protection rating	IP40
Mass [lb]	0.26

MOUNTING JUNCTION BOX



Controller wiring diagram



Designation key

V – fan;

R – controller R-1/010