




## Series **Quietline**

The Quietline fans are innovative stylish inline fans for enhanced comfort level in bathrooms and other utility spaces

- Motor type: AC
- Casing material: Plastic



Lineup	Connected air duct size, in	Rated power, W	Maximum performance @0.1", CFM
 Quietline 100	✓	7.6	49
 Quietline 125	✓	19.4	108
 Quietline 150	✓	26.5	200