







Series VKM EC



VENTS VKM EC inline centrifugal duct fans are designed for residential and commercial ventilation applications

- Motor type: EC
- Impeller type: Centrifugal backward curved blades

Lineup	Connected air duct size, in	Rated power, W	Maximum performance @0.1", CFM
 VKM 100 EC	✓	33	151
 VKM 125 EC	✓	57.1	248
 VKM 150 EC	✓	75.1	306
 VKM 200 EC	✓	99	539
 VKM 250 EC	✓	133.6	667
 VKM 305 EC	✓	173.5	801